

A comprehensive, real-time intraday monitoring tool for your cash stocks.



LiveInventories

LiveInventories, part of the Vynamic™ Cash Management suite, provides the underlying infrastructure for historical cash-point data and monitors intraday holdings at cash points. LiveInventories sets up interfaces to transfer information about inventories and services at cash points to Vynamic Cash Management. The data can be transferred at any time, permitting cash stocks at cash points to be monitored in real time (intraday). Vynamic Cash Management can report and display cash-stock data whenever a transaction changes the level of cash, or at regular intervals.

OVERVIEW

- Real-time capability: transaction and cash-stock data always up to date
- Availability of a continuous cash-stock history (intraday data storage)
- Cash-point inventory and intraday graphs
- Many standard interfaces for data import
- Automatic recognition of cash service times

BENEFITS

- Availability and monitoring of intraday information
- Support for live monitoring of cash points and automatic alerts

Vynamic™ Cash Management LiveInventories

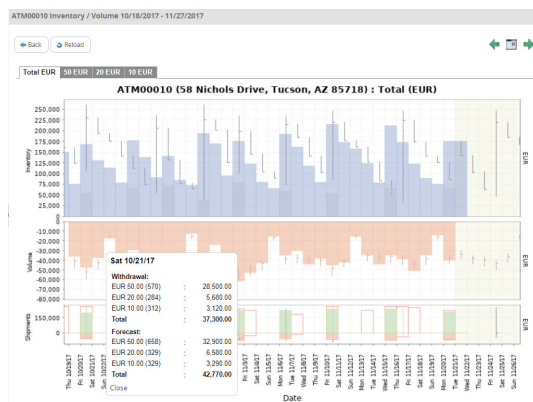
STANDARD DATA FORMAT AND CUSTOMER-SPECIFIC ADAPTERS

The cash-point data required for processing is defined in the standard Vynamic Cash Management format. Alternative data formats can be processed after conversion. There are the following options:

- Using the standard data format for import both from self-service systems as well as branch data
- Using an import adapter for XFS ATM Agent (included in this module)
- Using an adapter toolbox containing a set of standard data interfaces for easier connection to switches or other storage facilities
- New dedicated data adapters can be developed upon request

SOLUTION FEATURES

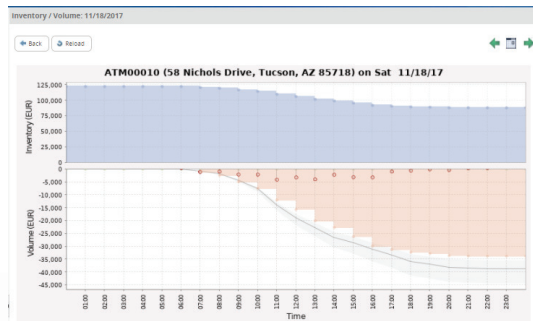
The inventory history administration function visualizes the development of cash levels as well as refills, customer transactions and trends. In addition, the history data of all cash points can be shown by currency and banknote/coin denomination in individual chart views.



INTRADAY CASH STOCKS AND GRAPHS

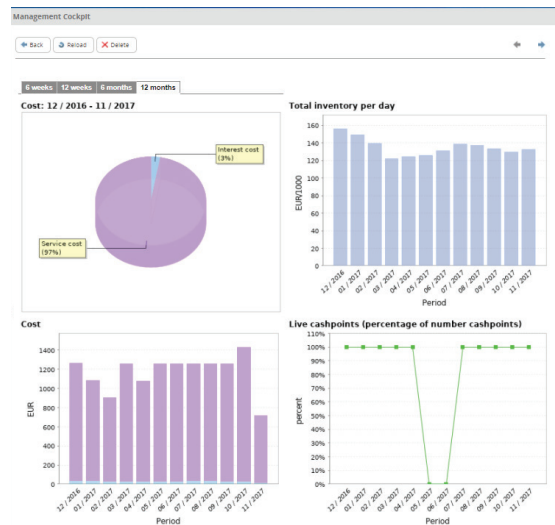
Intraday stocks are presented in intraday graphs. These show cash-point activities during a calendar day and provide detailed information about stocks and the times at which cash was ordered and delivered:

- Cash levels are tracked for each calendar day
- Orders and cash service during the day are displayed
- Transaction data is displayed (if provided by data interface)



MANAGEMENT COCKPIT

The management cockpit contains numerous chart views on key performance indicators (total cash stocks per day, total costs, share of cash points in operation, execution of orders, average remaining holdings, cash stockouts). The data can be evaluated in different time periods.



CASH-POINT AND CLOSED-LOOP ORDER MONITORING

Warnings are shown in the cash-point list or in a group list in certain circumstances, for example if holdings fall below a certain level or if data has not been provided. In addition, all alerts can be automatically e-mailed to the people concerned if required.

MONITORING OF CIT BILLING

- Monthly cost overviews of the orders planned
- These overviews list the number of cash orders/deliveries, and the totals involved, separately by banknote and coin denomination.

VYANMIC CASH MANAGEMENT/ LIVEINVENTORIES REQUIREMENTS:

- Vynamic Cash Management/Basis

DIEBOLD NIXDORF VYANMIC SOFTWARE:

DN Vynamic is a powerful software portfolio that enables financial institutions to eliminate friction to transform the user experience and the operation. Flexible and adaptable, DN Vynamic is built to align with how financial institutions operate and are bundled to support the modern banking environment including channels, payments, engagement and operations.

Vynamic Cash Management, also known as CCO - Cash Cycle Optimizer, is offered in partnership with planfocus software gmbh